



District Report Card: 2017


State: Uttarakhand	District: Dehradun
Class: 8	Subject: Mathematics
Schools: 51	Students: 1168


Participation/Coverage


Students

<div>GENDER</div> <div></div>	Boys				Girls			
	Number		%		Number		%	
	491		42.04		677		57.96	

<div>AREA</div> <div></div>	Rural				Urban			
	Number		%		Number		%	
	795		68.07		373		31.93	

<div>CATEGORY</div> <div></div>	SC		ST		OBC		GEN	
	Number	%	Number	%	Number	%	Number	%
	307	26.28	161	13.78	399	34.16	301	25.77

<div>CWSN</div> <div></div>	LD	VI	HI	S&LD	ID	Oth
	2	0	0	3	5	1

<div>Management</div> <div></div>	Government			Government-aided		
	Number		%	Number		%
	854		73.12	314		26.88

Average Performance of Students in Mathematics (%)

Overall	Gender		Area		Management		Social Group			
	Male	Female	Rural	Urban	Govt.	Aided	SC	ST	OBC	GEN
40.10	37.83	41.75	40.13	40.04	42.60	33.31	35.22	36.94	43.24	42.61

Performance on Learning Outcomes (LOs)

Learning Outcomes	Description	Average Performance(%)
M601	Solves problems involving large numbers by applying appropriate operations	41.32
M606	Solves problems on daily life situations involving addition and subtraction of fractions / decimals	38.54
M620	Finds out the perimeter and area of rectangular objects in the surroundings like floor of the class room, surfaces of a chalk box etc.	42.20
M621	Arranges given/collected information in the form of table, pictograph and bar graph and interprets them	39.76
M702	Interprets the division and multiplication of fractions	40.15
M705	Solves problems related to daily life situations involving rational numbers	37.16
M706	Uses exponential form of numbers to simplify problems involving multiplication and division of large numbers	36.15
M707	Adds/subtracts algebraic expressions	52.05
M710	Solves problems related to conversion of percentage to fraction and decimal and vice versa	30.07
M717	Finds out approximate area of closed shapes by using unit square grid/graph sheet	38.02
M719	Finds various representative values for simple data from her/his daily life contexts like mean, median and mode	47.48
M721	Interprets data using bar graph	50.17
M801	Generalizes properties of addition, subtraction, multiplication and division of rational numbers through patterns	32.60
M802	Finds rational numbers between two given rational numbers	43.58
M803	Proves divisibility rules of 2, 3, 4, 5, 6, 9 and 11	51.39
M804	Finds squares, cubes, square roots and cube roots of numbers using different methods	42.40
M808	Uses various algebraic identities in solving problems of daily life	43.41
M812	Verifies properties of parallelogram and establishes the relationship between them through reasoning	28.67
M818	Finds surface area and volume of cuboidal and cylindrical object	21.96
M819	Draws and interprets bar charts and pie charts	40.15

Range of Performance of Students who Answered Correctly							
Below 30%		30% - 50%		50% - 75%		Above 75%	
Number	%	Number	%	Number	%	Number	%
470	40.24	348	29.79	252	21.58	98	8.39

Lowest Performing Learning Outcomes (LOs)

- 1 - Finds surface area and volume of cuboidal and cylindrical object (21.96)
- 2 - Verifies properties of parallelogram and establishes the relationship between them through reasoning (28.67)
- 3 - Solves problems related to conversion of percentage to fraction and decimal and vice versa (30.07)

4 - Generalizes properties of addition, subtraction, multiplication and division of rational numbers through patterns (32.60)

5 - Uses exponential form of numbers to simplify problems involving multiplication and division of large numbers (36.15)